



Ideas/ articles for the newsletter?

Please contact Carolyn Freshour, 286-3978,

[usmgirl@gmail.com](mailto:usmgirl@gmail.com)

Address or Email Changes??

Please contact Pat Blackwood, 297-1734


[pnblackwood@gmail.com](mailto:pnblackwood@gmail.com)

WE'RE ON THE WEB!

[WWW.SCKNITTINGGUILD.COM](http://WWW.SCKNITTINGGUILD.COM)

<http://groups.google.com/group/scknittingguild>

**NEWS EWES CAN USE!**



## Knitting On the Web



Looking for cute, new patterns or gifts? Check out some of these sites next time you need a project for kids or even a special item for yourself:

Indulge your love of knitting! Sign up for *501 Knitting Secrets* educational ... This newsletter has something for everyone, basic information every beginner knitter needs, tips that help you fine-tune the skills you already have and techniques that elevate your skills to a new level.  
[www.newsletters.drgnetwork.com](http://www.newsletters.drgnetwork.com)

More and more men are taking up needles, but many of the resources out there are geared toward female knitters. Here's a list of knitting sites and blogs for men.  
[www.knitting.about.com/od/knittingcommunity/tp/men\\_knitting.htm](http://www.knitting.about.com/od/knittingcommunity/tp/men_knitting.htm)

**Know of a great site? Please share it!**

October, 2008

Volume 18, Issue 10

SOUTH CAROLINA KNITTING GUILD

# EWES' NEWS

## President's Place

It is just about time to pass on the baton to the new president. The last two years have been challenging at times but enjoyable. I am honored to be associated with a group of such caring and generous women.

I also want to thank all the current officers for all their help and support..

As of November the new officers will be:


President—Nancy Groff  
Vice President Programs—Nancy McFarlane  
Vice President Special Events—Michele Kestler  
Treasurer—Deborah Douglas  
Charity—Carol and Robin Paul  
Newsletter—Carolyn Freshour  
Library—Terri Geck  
Hostesses—Trish Palaastro, Sheila Bracht and Carol Murdock

If you were at the September Guild meeting, you heard that Tobie Roberts was very ill. She passed away on the morning of September 10. Please remember her and her family in your prayers.

Lainy

## October Meeting

Join us on October 13 at our new meeting site, University Center, and enjoy the program we have planned for you!



## November Mystery Project

In order to participate in the November Mystery Project program, you will need to prepare the following:

With a plain, light-colored, worsted weight yarn and the appropriate needles cast on 31 stitches using the LONG TAIL CAST ON (other cast on methods will not work).

Knit two rows, purl one row.

Repeat these three rows until you have a swatch measuring 8 inches. Leave the swatch on the needles.

This pattern looks simple but can be tricky, so keep up with where you are.

You will also need to bring a yarn needle to the meeting.

## Welcome!

We were happy to have Jenelle Hatch visit our September meeting.

## Inside this issue:

<i>President's Place</i>	1
<i>October Meeting</i>	1
<i>Welcome!</i>	1
<i>Good to Know</i>	2
<i>Charity Patterns</i>	2
<i>Charity Corner</i>	3
<i>Treasurer's Report</i>	3
<i>Knitting on the Web</i>	4
<i>Knit Happens</i>	4



Address Service Requested

If you have information you'd like to place in the October Newsletter, please call or email it to me by October 25th.

Thanks!

Carolyn Freshour  
864-286-3978  
[usmgirl@gmail.com](mailto:usmgirl@gmail.com)

## Knit Happens:

**AC Moore:** Join Gail and the Girls at AC Moore any Thursday from 10 am - 2pm.

**BAM KnitWits:** Join the KnitWits every Wednesday at Books-A-Million on Laurens Road from 6:30pm-8pm (at least). Sit & Knit!

**Cast-Offs:** Join Trudy and the girls at the Yarn & Frame Peddler in Taylors. They meet on Saturdays from 10 am—12 pm. Plenty of Room, Plenty of Fun!

**Thursday Morning Knitters** Join these girls at Coffee Station on South Buncombe Road in Greer on Thursday mornings, from 10-12. Bring a chair!


## Good To Know

### New Meeting Place!

Beginning in October, our Guild meetings will be held at the University Center on Pleasantburg Drive. Here are directions:

From the Junior League building, go east toward Pleasantburg Drive. Go through the traffic light, crossing over Pleasantburg Drive. Remain in the right lane. Take the second right turn past Pleasantburg (the first will be SunTrust Bank's parking lot). After passing the stop sign, park anywhere on the right. You enter the building straight ahead of the crosswalk between the second and third speed bumps at this northern end of the building. It is a bordered by hedges, with Phillips Staffing on the right and the University Center signage and banners on the left. None of the other doors on this end of the building are unlocked as a student safety issue. Once you enter the building, our 20th Anniversary Promising Tomorrow's Sculpture is straight ahead, our reception area and lobby are on the left. Turn left and you will see ahead two sets of double doors with two sets of stairs ahead of them. The auditorium is to the right of the staircase and is our meeting room.

For those approaching from S. Pleasantburg, turn in at the center of McAlister Square and turn left, park on the left and come in the same crosswalk entrance.



## Charity Knitting Patterns

### Simply Spiral Hats

Materials: Bulky yarn, size 10 1/2 circular needle, set of 5 double point 10 1/2" needles.

Using bulky yarn and size 10 1/2 circular needle, cast on 61 sts.

Joining the circle, K2 (the first and last cast ons) together.

P1, K1 all around for 1 1/2".

Then, knit the first two sts together, K2, P1, K3, P1.

Continue K3, P1 all around for 5".

K13, K2 together, Place marker to make life easier. Do 2x more.

14 sts remain in last section...knit all of them.

Next row, K12, K2 together all around.

K11, K2 together around.


Continue each round by decreasing one knit per round. Switch to double points as needed, using 5<sup>th</sup> dp to continue knits and decreases.

Finish either:

1. When 8 sts remain, cut yarn, loop through the 8 sts and tighten top.
2. Decrease to 4 sts, make i-cord tail long enough to put a little knot at the end.

Note: the spiral is done on an uneven number of sts [(#sts divided by 4) -1] —not stacked!

© [cocoman@aol.com](mailto:cocoman@aol.com) 2005



## Charity Knitting Patterns

### Bushel Basket Bonnet

(This makes nice, soft sleepy hats)

Using bulky yarn (or strands of yarn held together), cast on 64 sts on a 16 inch circular needle (size 10 1/2) and place a marker to show beginning of the round.

Row 1: knit 3 sts, purl 1 – around

Row 2: knit 3 sts, purl 1 – around

Row 3: knit 3 sts, purl 1 – around

Row 4: knit 3 sts, purl 1 – around

Row 5: knit 3 sts, purl 1 – around

Row 6: knit 1 st, purl 1 st, \* knit 3 sts, purl 1 st. Repeat from \* around to the last 2 sts and knit them. Repeat row 6 four more times.

Purl all sts for the next two rows.

Now, repeat row 1 above – for 18 rows.

Purl the next 2 rows.

Begin the decreasing for the top of the hat:

1<sup>st</sup> dec row: knit 1, k2tog, purl 1

2<sup>nd</sup> dec row: k2tog, purl 1 (NOTE: you will need to use sm straight dbl pts for this row)

Next rows: knit 1 st, purl 1 st for 7 rows

K2tog for the next 2 rows. Cut yarn, thread tapestry needle, draw all of the sts together and sew tightly.

P.S. I find that loosely knit knitting worsted (like Red Heart®) works just fine for this pattern.

## Charity Corner

Carol & Robin Paul

Fall weather is here! While we enjoy the cool, brisk air, let's remember that winter is coming. And that means many requests for hats to keep people warm.

So enjoy knitting some hats with one of these patterns or with your favorite!

Happy Knitting!



## TREASURER'S REPORT

Item	Deposit	Debit	Balance
August Balance Forward			
Junior League	250.00		2,721.64
Website		39.95	2,681.69
September newsletter		27.04	2,654.65
Knit Inn 2009		359.70	2,294.95
Website		39.00	2,255.95
September Ending Balance			2,255.95